

## Modular Wheelchair Ramps

**Thank you for your interest.** Our ramps are all made in the USA with the highest quality, aircraft grade aluminum. You won't find a better quality, easier to assemble ramp anywhere.

**Modular Wheelchair Ramps** - These Modular Ramps comply with ADA specifications\* and offer quick and convenient installation, re-configuration or removal. This innovative modular wheelchair ramp is designed to use less hardware and have a stylish, contemporary look. It is designed to address the accessibility needs of the residential and light commercial market. These Modular wheelchair ramps are far superior to ordinary modular ramps and old-fashioned wooden construction ramps that need constant maintenance and periodic replacement.

We have created a whole new concept for designing, ordering, and installing the perfect modular ramp system. Two reasonably mechanically inclined people can install a 24 foot modular ramp system in about 30-60 minutes! Our modular ramp system is perfect for temporary or permanent use. Designed and built with lightweight, yet strong and durable aircraft grade aluminum, they do not rust and are ideal for indoor or outdoor use. These ramps are perfect for use with wheelchairs, scooters, walkers and most other mobility needs.

### BuyRampsDirect Modular Ramps

- **Designed to comply with ADA wheelchair ramp specifications\***
- **Use with Wheelchairs, Scooters & More**
- **Easy to install!**
- **Virtually Maintenance Free!**
- **Easy to expand, re-configure or move**
- **Made of durable, lightweight aluminum that does not rust, rot or decay**
- **Standard 36" usable width. Available in 48" or custom widths.**
- **Ramps Support up to 850 lbs. and have a permanent non-skid surface**
- **Lifetime limited Warranty & Fast, Free Shipping**



**All our Wheelchair Ramps are proudly Made in the USA!**

## Appropriate Ramp Length

**We normally quote ramps that meet the ADA recommendation of 4.8 degrees of incline.** You do not normally need to meet this standard for residential use (although we do recommend it). In general, you do not want to go shorter than half of what ADA recommends (9.6 degrees of incline). Consult your user manual of your chair/scooter to confirm the maximum incline it is rated for and always stay within that standard.

For example a 30 inch rise would need a 30 foot long ramp to meet the ADA standard. The shortest suitable ramp for a 30 inch rise would be 15 feet long. The ramps are available in any one foot increment, so you may choose a length that is suitable for your use.


### General Usage Guidelines:

- Manual wheelchair with the person rolling themselves, you should stay closer to ADA's recommendation
- Manual wheelchair with the patient being assisted, you may go as short as half of ADA's recommendation. Keep in mind the weight of the patient and the strength of the person assisting. The shorter the ramp, the steeper the ramp and the more difficult it will be to push the wheelchair.
- Electric Scooter or Wheelchairs should always stay within their manufacture's slope restriction. Please consult your owner's manual or the equipment's manufacturer for this information.

## Shipping and Delivery

We normally have everything in stock and ready for quick delivery. If you need delivery by a specific date, please let us know about it at the time of order, so we can determine if your shipping would need to be upgraded.

## Adjustable Threshold ramps for doorways



- \*Recommended for thresholds less than 4 inches
- \*Height adjustable feet allows for perfect fit
- \*Two piece modular design
- \*Easy to move
- \*Sizes vary from 36"x24" to 36"x42"



## ADA Guideline Basics <sup>2</sup>

The Americans with Disabilities Act (ADA) provides access guidelines that most business are required to meet. Most residential applications do not need to meet ADA guidelines, but they are a good reference point for recommended ramp lengths. Contact your local building inspector for additional information.



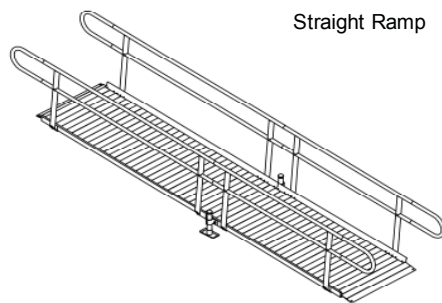
- Requires a 1:12 slope ratio which works out to be one foot of ramp for each inch of rise. For instance, a 20 inch rise requires a 20 foot ramp.
- Requires a Minimum 5' x 5' Flat area at the top of the ramp.
- Minimum 36 inches of clear space across the ramp.
- Minimum Platform size is 5' x 5'
- Maximum of 30 feet in a single run of ramp prior to a rest or turn platform.
- Must have handrails on both sides of the ramp.

The Americans with Disabilities Act (ADA) is a Federal (National) Law. Most States have their own version of ADA Guidelines and ADA Ramp Requirements, which may be more restrictive than the Federal Law.

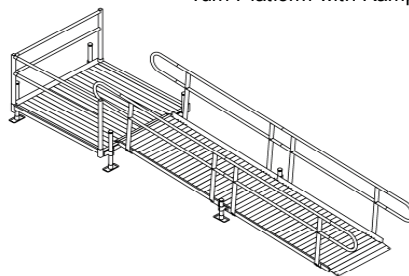
Massachusetts & California ADA Ramp Guidelines now require handicap ramps for Businesses to have a 48 inch minimum usable width. It is important to ensure your business is complaint to avoid potential code violations that may carry large fines. Installations requiring inspection: We suggest confirming compliance with your local building inspector, eliminating any potential issues with local building codes.

## Sample Modular Ramp Configurations

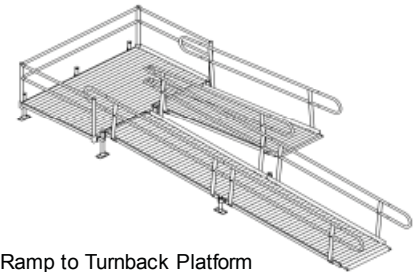
The Redispan Modular Wheelchair Ramp System is very easy to configure to your needs. Below are just a few of the many possible configurations for our ramps. You will not find a better made, more versatile or easier to assemble ramp system.



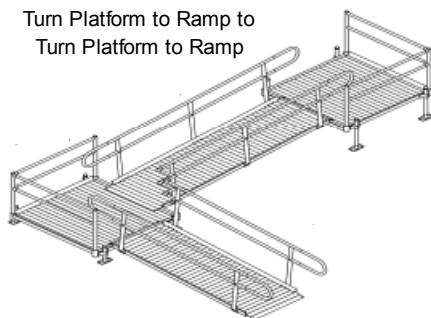
Straight Ramp



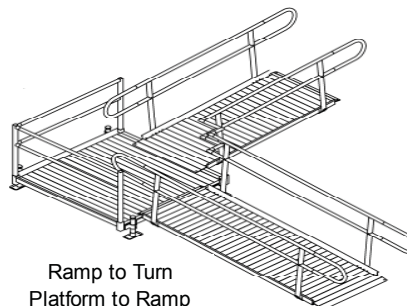
Turn Platform with Ramp



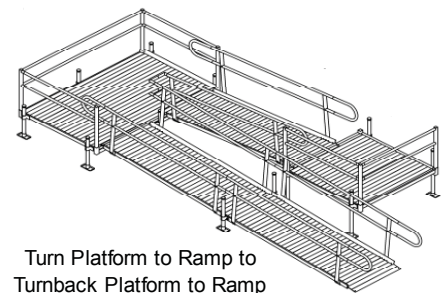
Ramp to Turnback Platform to Ramp



Turn Platform to Ramp to  
Turn Platform to Ramp




Ramp to Turn  
Platform to Ramp



Turn Platform to Ramp to  
Turnback Platform to Ramp

# Modular Ramps & Platforms Specifications

Designed to meet or exceed ADA Section 4.8 guidelines for Ramp Access

<b>Ramp and Platform Specifications*</b> (custom sizes available)				
	Weight Capacity	Usable Width	Width to Outside of Handrails	Width to Outside of Support Feet
Ramp Sections	850 lbs.	36"	40"	41 3/4"
5' x 5' Platform	850 lbs.	60" x 60"	65 1/2" x 65 1/2"	66 1/2"
4' x 4' Platform	850 lbs.	48" x 48"	53 1/2" x 53 1/2"	54 1/2"
4' x 5' Platform	850 lbs.	48" x 60"	53 1/2" x 65 1/2"	54 1/2" or 65 1/2"
5' x 6' Platform	850 lbs.	60" x 72"	65 1/2" x 77 1/2"	65 1/2" or 77 1/2"
6' x 6' Platform	850 lbs.	72" x 72"	77 1/2" x 77 1/2"	78 1/2" or 78 1/2"
5' x 8' Platform	850 lbs.	60" x 96"	65 1/2" x 101 1/2"	66 1/2" or 102 1/2"
<b>Handrail &amp; Curb Specifications</b>				
Upper Handrail Height	34"			
Lower Handrail Height	23"			
Handrail Diameter	1 1/2"			
Ramp Side Curb Height	2"			

All our platforms are designed so you can attach the ramp to any of the four sides . This allows you to go straight across, right or left on the same platform. You can also attach two or more platforms together to make larger decks. All support legs are independently adjustable for easy installation on uneven ground.

**Local Manufacturing brings speed, convenience and unbeatable price**

Discounted Factory Direct Pricing

## **Ramps**

\$105/ft of ramp eg. 10 foot ramp \$1050

## **Platforms**

5x8 \$1199

5x5 \$899

5x4 \$799

4x4 \$699



**BuyRampsDirect - [www.buyrampsdirect.com](http://www.buyrampsdirect.com) - 631-203-8686**

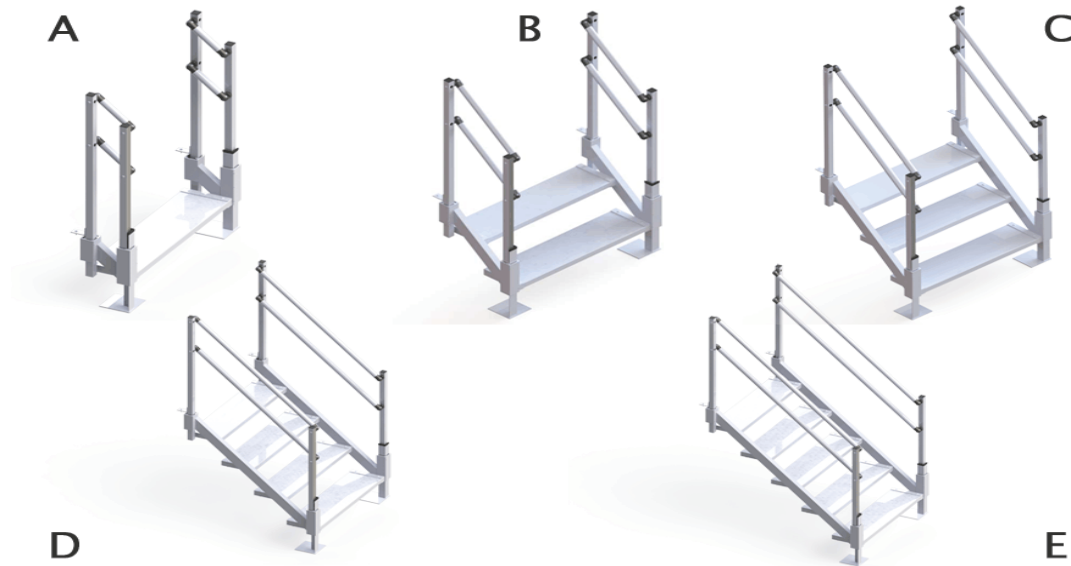
\* Measurements are approximate and may vary slightly



# Modular Ramp Steps Specifications

Adjustable Residential Steps (See illustration below)		
Item Number	Range of use	Number of Steps
A: Item # 5522	11" - 22"	1
B: Item # 5530	20" - 30"	2
C: Item # 5539	28" - 39"	3
D: Item # 5547	37" - 47"	4
E: Item # 5556	45" - 56"	5

The Optional Adjustable Steps fully integrate with our Redispan Modular Ramp system or are made to attach to an existing deck or platform. They are easy to adjust for a perfect fit.



# BuyRampsDirect Unsolicited Testimonials



"The ramp arrived today and we installed it today. It is a Great Product! Thanks for all your help!"

Richard B. Whitehouse, NJ

"I have to commend Buy Ramps on their quality and engineering. The quality of materials is excellent! Congratulations on a well engineered system"

Jake B. - Wantaugh, NY

"Hi, I just wanted to let you know my ramp was installed 2 days earlier than expected. I was very impressed by the quality and strength of it. The ramps give me a clean professional look to the front of my business. I strongly recommend your ramps to anyone who is in need. They won't be disappointed!"

Don A. - Syracuse, NY

Ed, who placed the order was fantastic and answered all of my questions quickly and professionally. I have had so much trouble with other companies, which will remain nameless, that I had to send you a quick email just to thank you for your quality service"

David R. - Utica, NY

"Received the modular wheelchair ramp and it went in very easy! Thank you!"

Bobby L. - Amityville, NY

"Wow, thank you for the prompt service!!!!. Now I can get my husband out in the sunshine again!"

Barry R. - Pallasades, NJ



## Advantages of Aluminum Ramps over Wooden Ramps

Old-Fashioned wooden ramps may seem like a good alternative to aluminum ramps, but when you really look at the facts, you'll see that aluminum ramps are far superior. Wooden ramps may seem to cost a little less, but when you add up all maintenance costs and eventual demolition/replacement costs, they actually cost a lot more.

<b>Aluminum Ramps</b>	<b>vs.</b>	<b>Wooden Ramps</b>
Durable, long lasting solution		Requires periodic demolition and rebuild
Will not Rot or Rust		Weathers, Rots and Decays
Virtually Maintenance Free!		Requires Regular Maintenance
East to install with minimal tools		Normally requires hiring a contractor
Usually No building permit required		Requires building permit
Easy to move, re-configure or expand		Requires demolition for changes
Take it with you and reuse if you move!		Left behind in place or demolished. Typically lowers resale value of home.
Captured fasteners, nothing protruding to catch yourself on.		Often has protruding nail heads or screws. Splinter hazard.
Meets most building codes		May not meet local building codes
Stylish Design		Old Fashioned Looking - warp and decay
Typically installs within a 1-2 hours		Typically takes several days after permits
No Anchoring into Concrete Required		Requires Concrete Footings
Smooth Transitions on and off the ramp		Often uneven joints and bumpy transitions.
Made of Environmentally Friendly Aluminum - Completely recyclable		Dangerous chemicals used in pressure treated process.
Has resale value if no longer needed		No resale value - must be demolished

## Wooden Ramps Do Not Age Well



Typical Wooden handrail with exposed nails and splinter hazards



Uneven, bumpy transitions, warped slick surface.



Warped and peeling surface, inch high bump to enter/exit ramp.

## Modular Ramp Installation

Installation is not included, however, they are very simple to install. You can view a video of a sample installation on our web site : [www.buyrampsdirect.com](http://www.buyrampsdirect.com)

**BuyRampsDirect - [www.buyrampsdirect.com](http://www.buyrampsdirect.com) - 631-203-8686**